

3 My family

baby

1 Listen and point.

VOCABULARY

grandma

granddad

cousin

brother

dad

mum

uncle

aunt

sister

LOOK!

This is my father.

How old is your brother/sister?

Have you got a brother?

I've got two cousins.

These are my sisters.

He/She is eight.
He/She isn't nine.

Yes, I have./
No, I haven't.

I haven't got a sister.

2 Listen and repeat.

3 Listen and play. Then listen and chant.

This is me.
How old are you?
I'm six, I'm six!

This is my brother.
How old is he?
He's one, he's one!

This is my sister.
How old is she?
She's eight, she's eight!

TIP!

a cousin / an uncle

4 Listen and number.
Then say.

I've got a brother. He's ten.

a

1

b

c


QUEST

Look for a book today.
An egg, a blanket, a torch and a book!
Look for a book today!

GRAMMAR

5 Listen and repeat.

VOCABULARY



6 Listen and circle. Then sing and act out.

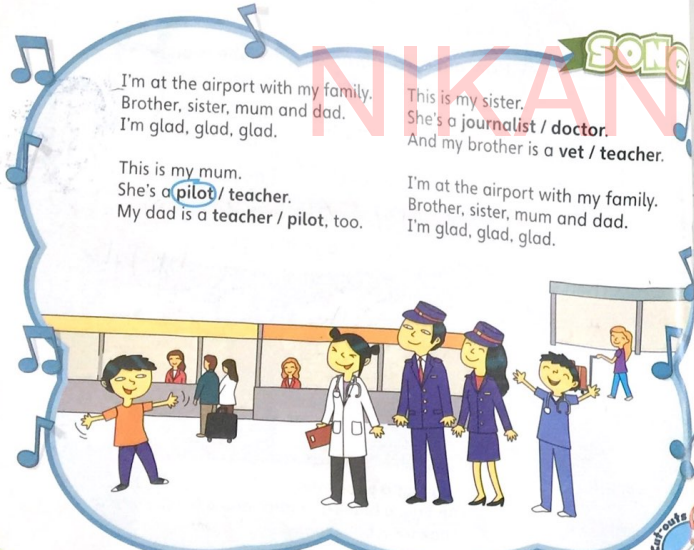
SONG

I'm at the airport with my family.
Brother, sister, mum and dad.
I'm glad, glad, glad.

This is my mum.
She's a pilot / teacher.
My dad is a teacher / pilot, too.

This is my sister.
She's a journalist / doctor.
And my brother is a vet / teacher.

I'm at the airport with my family.
Brother, sister, mum and dad.
I'm glad, glad, glad.



GRAMMAR 3

7 Listen and circle. Then ask and answer.

LOOK!

1 a b He's a pilot. She's a teacher.
Is he/she a (vet)? Yes, he/she is. No, he/she isn't.

2 a b 3 a b 2+4=6

Who is he? Is he a journalist? No, he isn't. He's a vet.

8 Look and write.

pilot vet is she Yes dentist No

1
$$\begin{array}{r} 3 \\ + 4 \\ \hline 7 \end{array}$$
 Is she a teacher? _____, she is.

2 Is she a _____? Yes, she is.

3 Is he a _____? _____, he isn't. He's a _____.



1

My family...

This is my dad. He's a doctor.

This is my mum. She's a pilot.

2

I've got a brother. He's 6.

3

I've got a sister. She's 8.

4

And this is my friend...

5

...Waldo!

Huh!

VALUES

Spend time with your relatives

HOME-SCHOOL LINK

LOOK!

Possessive 's

My mum is a doctor.

Cara's mum is a doctor.

Contractions

Who's she? (Who is she?)

She's my sister. (She is my sister.)

WRITING

3

10 Look and read. Find the people in Cara's family.



Cara's family

I'm Cara. I'm eight. This is my family!

This is my mum. She's a doctor. This is my dad. He's a police officer.

I've got a brother and a sister. My brother is 12. His name is Tom. My sister is one. Her name is Millie. Her favourite colour is yellow.

11 Read the sentences. Circle possessive 's. Underline the contractions.

1 Who's he?

2 Tom's dad is a police officer.

3 He's 12.

4 Cara's mum isn't a pilot. She's a doctor.

12 Complete the text.

Tom's family

Hi! I'm Tom. 1 I'm 12. This is my family. This is my mum. 2 _____ a doctor. 3 _____ my dad. He's a 4 _____.

5 _____ got two 6 _____. Cara is 7 _____. Millie is 8 _____.

9 _____ favourite colour is yellow.

PHONICS

13 Listen.
 1 c 2 g 3 o

14 Listen, point and say.

15 Listen and blend the sounds.

- | | |
|-----------------|-----------------|
| 1 c - a - n can | 2 c - a - p cap |
| 3 c - a - t cat | 4 g - a - s gas |
| 5 d - i - g dig | 6 o - n on |
| 7 d - o - g dog | 8 t - o - p top |

16 Underline c, g and o. Read the words aloud.

1 <u>c</u> ap	2 dog	3 gas	4 can
			

17 Say. Join the words that rhyme.

cap	stop	map
top	clap	hop

CLIL SOCIAL STUDIES

18 Listen and point. Then say.

			
young	children	parents	old
baby			grandparents

19 Label the family tree.

grandparents children parents

	_____	

	_____	

	_____	

MINI-PROJECT
 Draw a family tree.

Cousins

CULTURE

20 Read and match.

My name's Amy. I've got six cousins. They're all different.



- 1 This is my uncle and aunt with my cousin Harry. Harry is a baby. They live in Australia!
- 2 These are my cousins Ella and Jack. Ella is a girl and Jack is a boy. They're with their parents in this picture. They live in a house.
- 3 These are my cousins Daisy and Louise. They're twins! They live in a flat, but in this picture they're in the garden.
- 4 And this is my cousin Matt. He's eight years old. He lives in Brazil. He lives in a treehouse!



21 Ask and answer.

- How many cousins have you got?
- Where do they live?
- What are their names?
- How old are they?

PROGRESS CHECK

Vocabulary

22 Listen and tick (✓).

1 a b 2 a b

3 a b 4 a b

Grammar

23 Complete the answers.

Yes No she is

1 Is she a teacher? Yes, ___ is.

2 Is she a journalist? ___, she is.

3 Is he a doctor? ___, he isn't.

4 Is he a police officer? Yes, he ___.

Phonics

24 Complete the words. Say the sounds.

1 ___ a p 2 d ___ g 3 ___ a s 4 ___ n

4 Move your body

VOCABULARY

1 Listen and point.

nod your head

move your legs

wave your arms

stamp your feet

2 Listen and repeat.

3 Listen and play. Then listen and chant.

I can wave my arms.
I can move my legs.
I can stamp my feet.
I can clap my hands.
But I can't touch my toes!



He can wave his arms.
He can move his legs.
He can stamp his feet.
He can clap his hands.
But he can't touch his toes!

LOOK!

I can wave my arms.

I can't touch my toes.

He can wave his arms.

He can't touch his toes.

She can wave her arms.

She can't touch her toes.

my, your, her, his, our, their

GRAMMAR



4 Listen and number. Then say.

a



I can nod my head.

b



You're number 2!

c



Look for milk today.
An egg, a blanket, a torch,
a book and milk!
Look for milk today!

d




1



5 Listen and repeat.



swim



run



jump



skip



hop



football player



basketball player



athlete

VOCABULARY

7 Look, read and circle. Then ask and answer.

LOOK!

Can you wave your arms?	Yes, I can.
Can he run?	Yes, he can. No, he can't.
Stamp your feet! Clap your hands!	

Can he jump?
Yes, he can.

1 Can you jump?
Yes, I can.
No, I can't.

2 Can you run?
Yes, I can.
No, I can't.

6 Listen and circle. Then sing.

SONG

Happy Birthday

It's my birthday!
Hip hip hurray! Happy birthday!
Clap, clap, clap. / Hop, hop, hop.

I'm six today!

It's my birthday!
Hip hip hurray! Happy birthday!
Run, run, run. / Stamp, stamp, stamp.

I'm seven today!

It's my birthday!
Hip hip hurray! Happy birthday!
Jump, jump, jump. / Skip, skip, skip.

I'm eight today.

Happy birthday!
Happy birthday!

8 Write (✓) or (X) for you. Then ask a friend.

	run	jump	hop	skip	swim
Me					
My friend					

9 Write about yourself. Then ask a friend.

I can _____ . I can't _____ .
My friend can _____ .
He/She can't _____ .

10 Listen and read.

READING

Name: Jamie Age: 12 Sport: basketball



My name's Jamie. I'm a basketball player! I exercise every day. I can run fast. I can jump too. It's fun. I play basketball a lot, but I can't play football.

11 Read again. Tick (✓) the sentences that are true.

- 1 Jamie can run.
- 2 Jamie can't jump.
- 3 Jamie can't play basketball.
- 4 Jamie can play football.

VALUES

Exercise regularly.

HOME-SCHOOL LINK

Draw a picture of yourself doing exercise. Show it to your family.



WRITING

4

12 Look and read. Then number the pictures in order.

My exercise routine. This is my exercise routine. I exercise every day. First, I wave my arms. Then, I touch my toes. Next, I move my legs. Finally, I clap my hands!



LOOK!


These words show the order of actions:

- First,
- Then,
- Next,
- Finally,

13 Underline the words which show the order of the sentences.

First, I touch my toes. Then, I clap my hands. Next, I wave my arms. Finally, I move my legs.

14 Look at the pictures. Complete the sentences.



1 First, I stretch my arms.

2 _____, I _____ my head.

3 _____, I _____ hands.

4 _____, I wave _____.

PHONICS

15 Listen.

1 **ck**

2 **e**

3 **k**

16 Listen, point and say.

17 Listen and blend the sounds.

1 **k - i - ck** kick

2 **s - o - ck** sock

3 **p - e - n** pen

4 **p - e - t** pet

5 **t - e - n** ten

6 **n - e - ck** neck

7 **k - i - d** kid

8 **k - i - t** kit

18 Underline **ck**, **e** and **k**. Read the words aloud.

1 pen

2 neck

3 kick

4 kit



19 Join the words with matching sounds.

1 neck

kit

2 kid

red


3 pen

sock

20 Listen and number. Then say.



pull



push



kick



skip

21 Listen and number. Then move.



Clap your hands.



Jump.



Stamp your feet.



Wave your arms.



Move your head.



Kick your legs.



Touch your toes.



Pull.



Push.



Hop.



Skip.

Faces in art

CULTURE

22 Read and match.

eyes ears nose
mouth hair teeth



23 Read and write the number.



a This is a statue of a head. You can see two eyes, a nose and a mouth. You can see an ear. The statue is brown.

b This is a mosaic. It's a woman. She's got dark hair. She's got big eyes and a red mouth. Her eyes are brown.

c This is a mask. It's from Africa. It's red, black and white. It's a man. He's got big eyes and a big mouth. You can see his teeth!

d This is a painting of a girl. She's got long brown hair. She's got brown eyes. You can see two ears. Her mouth is small.

1

24 Make a face collage.



Vocabulary

25 Look and write.



1 _____
your hands

2 _____
your head

3 _____
your nose


4 _____
your arms

Grammar

26 Read and tick (✓).

1 Can she skip? Yes, she can.

2 Can you run? No, I can't.



3 Can he swim? Yes, he can.

4 Can you jump? No, I can't!



Phonics

27 Use ck, e, or k to complete the words.

1 ki__

2 so__

3 _it

4 _id

5 p_n

6 t_n



5 Animals

VOCABULARY


1 Listen and point.



2 Listen and repeat.

3 Listen and play. Then listen and chant.

Pets, pets, big and small.
Come and listen to them all.
What's this? It's a rabbit. Rabbit!
What are these? They're mice. Mice!
What's that? It's a parrot. A parrot!
What are those? They're cats. Cats!



LOOK!

It's got a tail.
Has it got wings?
Have they got tails?

GRAMMAR


They've got four legs.
Yes, it has. / No, it hasn't.
Yes, they have. / No, they haven't.

It's white. They're brown.
It's (small / a rabbit). = It is (small / a rabbit).
They're = They are
It's (got four legs). = It has (got four legs).



one mouse
two mice

4 Listen and number. Then ask and answer.



Has it got wings?
Yes, it has.

Has it got two legs?
Yes, it has.

It's a parrot!

Quest!
Look for a bed today.
An egg, a blanket, a torch,
a book, milk and a bed!
Look for a bed today!

VOCABULARY

5 Listen and repeat.



6 Listen and write. Then sing.

SONG

Chorus:
I'm Max. And I'm Maisie.
We're animal crazy!

What's this?
What's this?
It's small and brown.
It's got two wings.
It's a hen.



What's that?
What's that?
It's black and white.
It's got four legs.
It's a _____.



What are these?
What are these?
They're big and brown.
They've got a tail.
They're _____.




What are those?
What are those?
They're big and white.
They've got four legs.
They're _____.



GRAMMAR

5

7 Listen and number.
Then ask and answer.



LOOK!

It isn't big.	It's small.
Is it big?	Yes, it is. / No, it isn't.
They're big.	They aren't small.
Are they big?	Yes, they are. / No, they aren't.

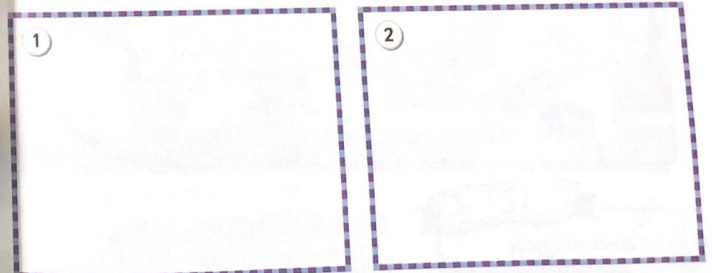
They aren't big. They're small.

Are they brown?

Yes, they are.

They're rabbits!

8 Listen and draw. Then say.



9 Listen to the story. Then act out.



VALUES
Respect animals.

HOME-SCHOOL LINK

Describe your favourite animal to your family. Talk about the colours and size.

10 Look at the pictures in activity 11. What can you see?

WRITING 5

LOOK!

We use question marks at the end of sentences: Is it big?
We use full stops at the end of sentences: It's brown.
We use commas between words in a list: It's red, blue and yellow.

11 Read the play.

Ella This animal is new. What is it?
Dan Is it big?
Ella Yes, it is.
Dan Is it a horse?
Ella No, it isn't. It's got wings!
Dan Is it yellow?
Ella No, it isn't. It's grey, black, white and red.
Dan Has it got a tail?
Ella Yes, it has. It's big!
Dan It's a turkey!



12 Read these lines from the play. Underline the capital letters. Circle the full stops, question marks and commas.

Dan Is it yellow?
Ella No, it isn't. It's grey, black, white and red.

13 Rewrite these new lines from the play. Use the correct punctuation.

ella has it got two legs
dan yes it has it's got two legs two wings and one tail

PHONICS

14 Listen.

1 **b** 2 **h** 3 **r** 4 **u**

15 Listen, point and say.

16 Listen and blend the sounds.

1 **u - p** up 2 **r - e - d** red
 3 **h - o - t** hot 4 **b - a - g** bag

17 Underline *b, h, r* and *u*. Read the words aloud.

1 rat 2 cup 3 hat 4 bag



18 Complete the words.

1 _ and 2 _ ig
 3 m _ m 4 _ abbit


19 Listen and repeat. Then match.

CLIL
SCIENCE

5




20 Listen and number. Then say.



Life on a farm

CULTURE

21 Read and match.



1 My name's Grace. I live in South Africa. I live on an ostrich farm!

2 Ostriches are big birds. They've got big bodies and long legs. They can run fast but they can't fly. The father is black. What colour is the mother?

3 These are ostrich eggs. They are very big. How many eggs can you see?

4 These are ostrich chicks. They are very funny. What colour are they?

22 What farm animals are there in your country? Look and write. Then circle and say.



MINI-PROJECT
Find out about farm animals in your country. Make a class booklet.

Vocabulary

PROGRESS CHECK 5

23 Look and write.



1 _____ 2 _____ 3 _____
4 _____ 5 _____ 6 _____

Grammar

24 Match the questions and answers.

- | | |
|------------------------|-----------------------------------|
| 1 Are they white? | a No, it isn't. It's small. |
| 2 Is it big? | b Yes, it has. |
| 3 Have they got wings? | c No, they aren't. They're green. |
| 4 Has it got a tail? | d No, they haven't. |

Phonics

25 Order the letters to make words.

1 p c u _____



2 a b g _____



3 t a h _____



4 e d r _____

